





British  
Geological Survey

NATURAL ENVIRONMENT RESEARCH COUNCIL



[www.bgs.ac.uk](http://www.bgs.ac.uk)

# Mineral statistics: a British perspective on sources, methods and users

Linda Hetherington

Kingsley Dunham Centre  
Keyworth  
Nottingham NG12 5GG  
Tel 0115 936 3100

© NERC All rights reserved





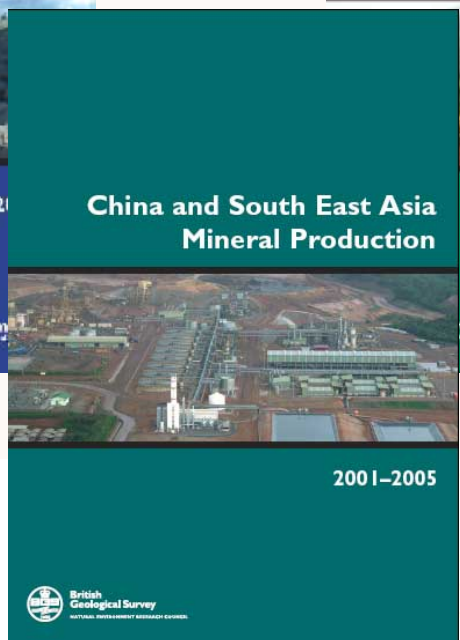
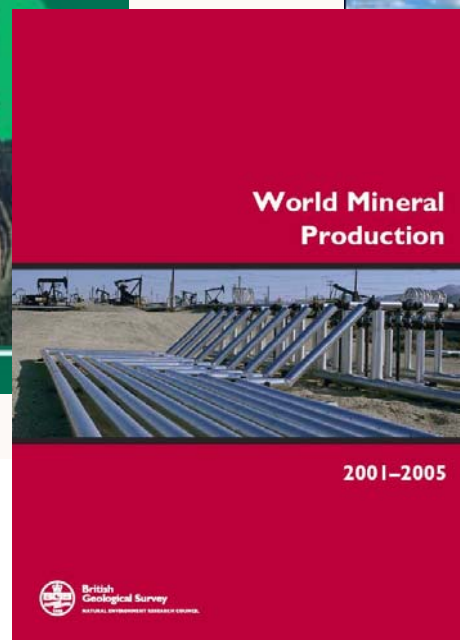

British Geological Survey

NATURAL ENVIRONMENT RESEARCH COUNCIL



www.bgs.ac.uk

# BGS statistical publications





# www.mineralsUK.com



MineralsUK  
Centre for sustainable mineral development

Home | Downloads | Quick links | Contact us

Planning

Digital maps

Mine & quarry

Commodity statistics

Exploration

Environment

Search

Go

Home > Commodity statistics

## Commodity statistics

- United Kingdom
- Europe
- World
- Commodity profiles
- Downloads



An experienced team compiles statistics of mineral production and trade for the United Kingdom and the world. The data are published both as annual books and ad-hoc/customised reports to suit particular requirements. The work involves close contact with the minerals industry in the UK and with a network of contacts throughout the world. Quality is assured by participating in international forums and a by a regular exchange of information with geological survey organisations, minerals bureaux and other official and commercial entities world-wide.

About us

Legal

BGS home

Glossary

FAQs

Mailing

Site map



These pages are hosted by the British Geological Survey which retains full rights and responsibilities for its content.



# Compilers of world mineral statistics

	British Geological Survey	Austrian Ministry Economics Labour	United States Geological Survey
Production	World mine, metal, ind mins, fuel. EU aggregates & cement	World mine, metal, ind mins, fuel	World mine, metal, ind mins, fuel, construction, explosives
Trade	EU, applicants & associates		Some in country reports
Commentary	In EMS, some commodities in WMP		Yes – by country and commodity
Other	Separate commodity profiles	Summary tables political/economic region	Mineral industry structure. Mineral Comm Summaries



# World mineral production

- 70 commodities
- World production 1913 to 2006
- World trade 1913 to 2002, EU+ trade to 2006
- Regional reports – Europe, Africa, China and SE Asia
- Commodity profiles
- Tables on request
- Funded by BGS



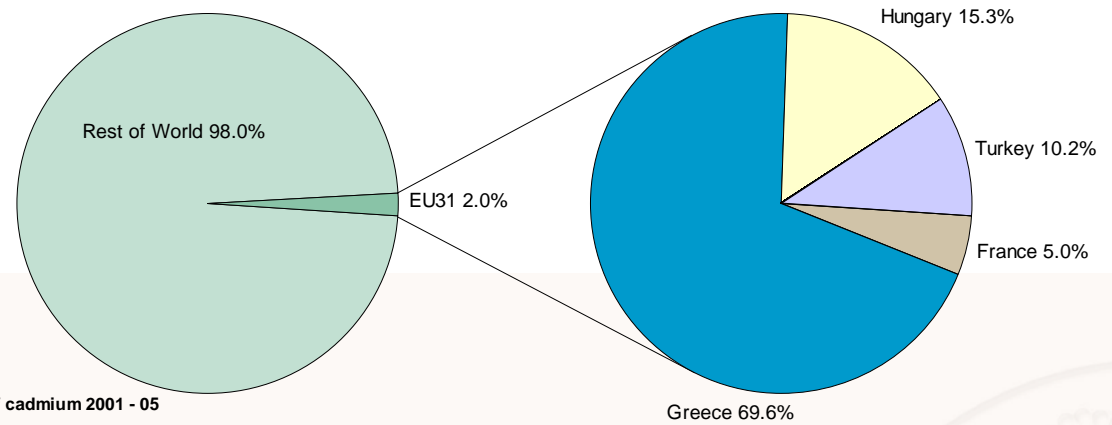
# European mineral statistics

- Introduction with summary data and recent events
- 72 commodities, including primary aggregates and cement
- Country tables
- Commodity tables
- Bullet points with basic commodity information
- Graphs
- Funded by BGS and DCLG

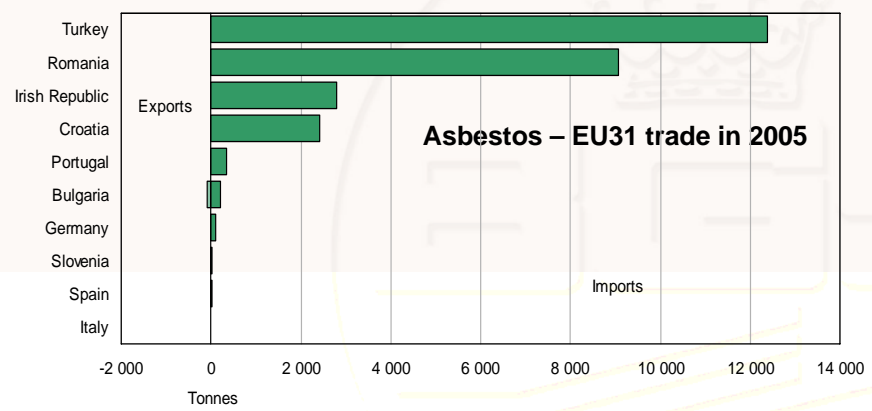
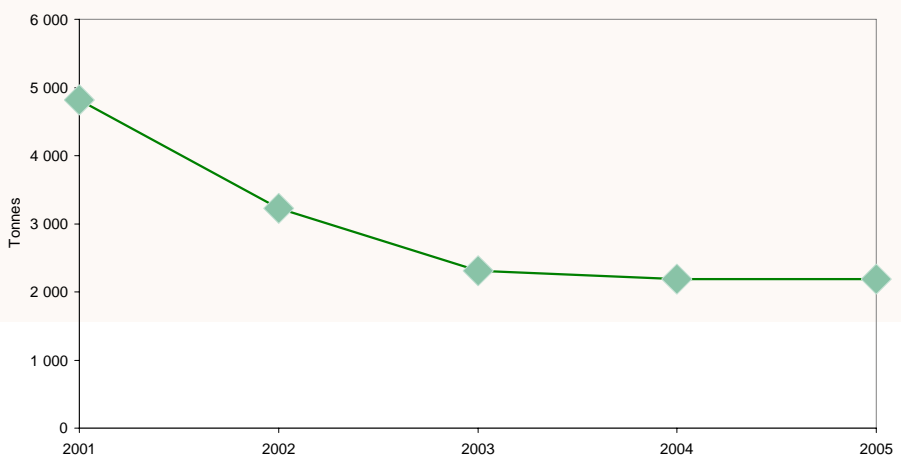


# European mineral statistics graphs

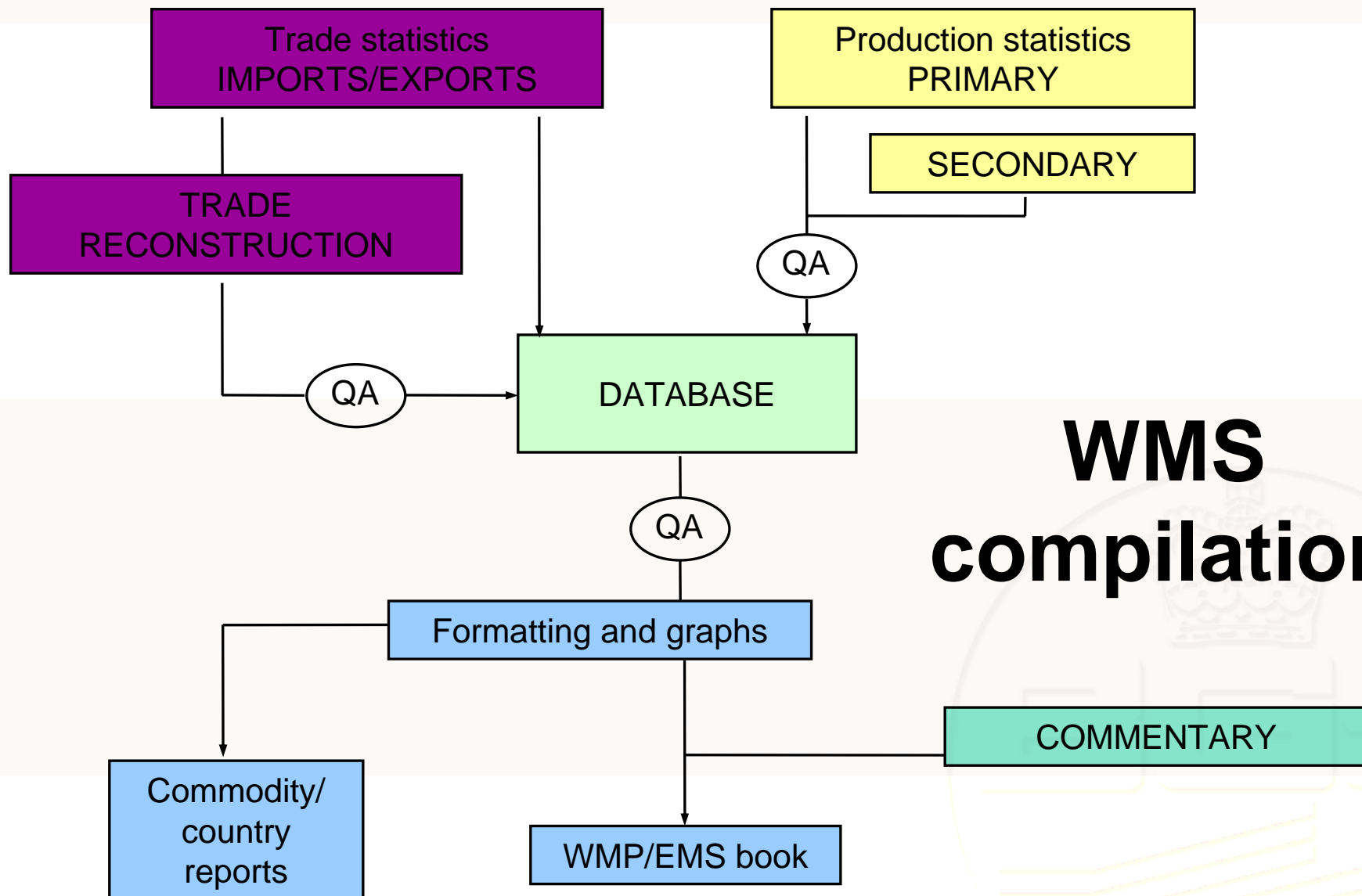
### EU31 Production of bauxite 2005



### EU31 Production of cadmium 2001 - 05







# WMS compilation



# Data sources

- Statistical offices
- Geological surveys
- Government department/ ministries
- Companies
- Trade associations
- Metals study groups
- Mining press
- Other data compilers

**Reliable, long-term contacts preferred!**



# Collaborative partners



- All data providers – it's a two-way process
- International Consultative Group on Non-Ferrous Metals Statistics
- Austrian Federal Ministry of Economics and Labour
- World Bureau of Metal Statistics
- International Fertiliser Association
- The Kimberley Process
- In the past: International Strategic Minerals Inventory, Eurostat



# Users of BGS mineral statistics data


- Commercial
- Government
- Environmental researchers
- Libraries
- Web users





# Barriers to improvement

- Project restrictions – budget, continuity of funding, timing of publication
- Data problems – confidentiality, Russia, data collection practices, China, Intellectual Property Rights





# Opportunities and challenges

How may we better understand the EU situation?

- Security of supply
- EU import dependency
- Consumption
- EU reserves
- Statistics on recycling

